

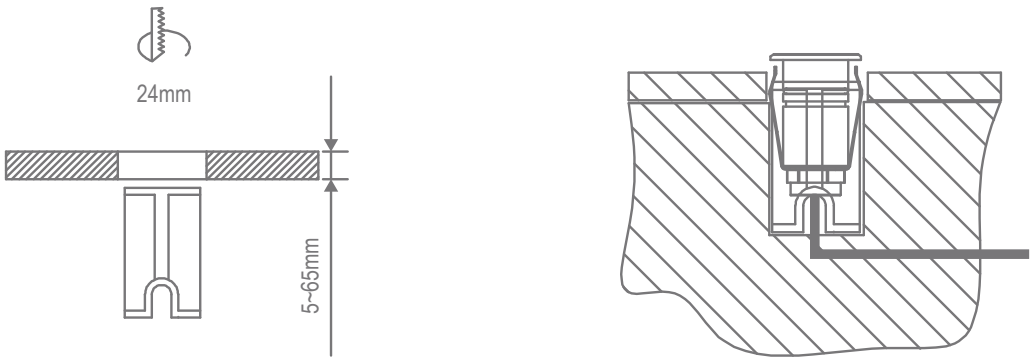
EMIT-25-TRIO

Specifications

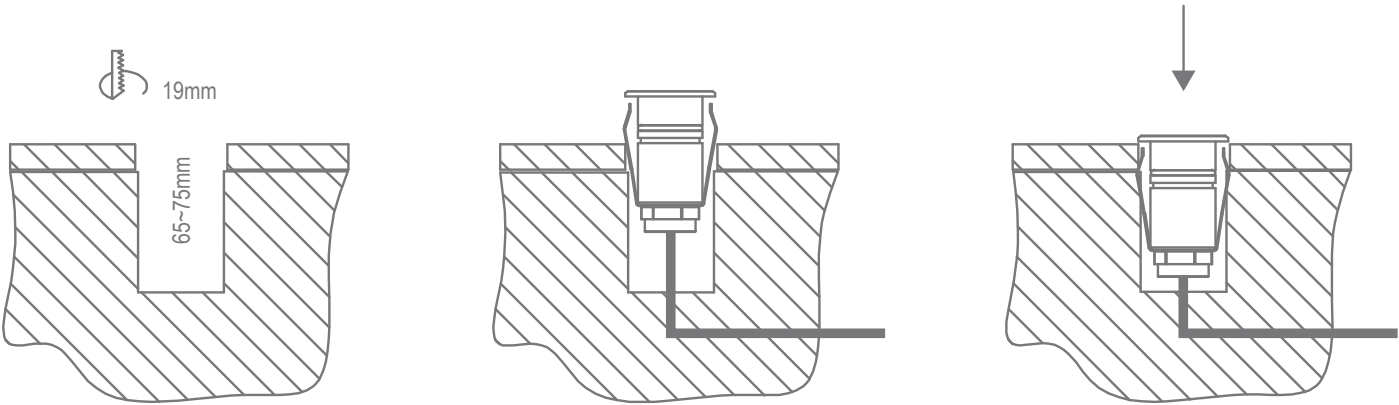
Voltage:	12/24V DC	Classification:	Class III	Dimmable:	No
Power:	1W	Beam Angle:	19° - 36° - 60°	Operating Temp:	-20°C~40°C
IP Rating:	IP67	CCT:	3000K-4000K-5500K (Changeable)	Cutout:	Ø19MM Without Cannister Ø24MM With Cannister

Requires 12 or 24V DC LED Constant Voltage Driver (Wired in parallel).

Installation with cannister



Installation without cannister



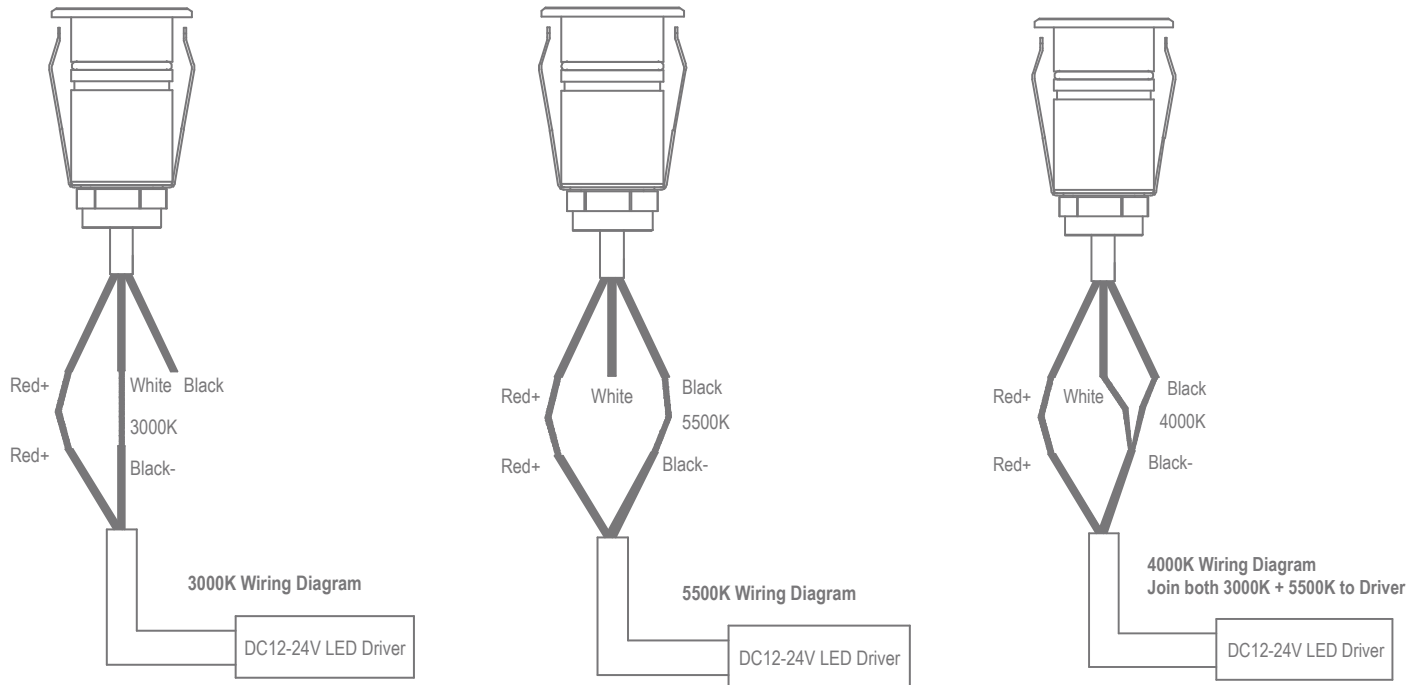
Note: -The lamp must be installed by professional electrician
-Ensure the power supply is switched off before fitting this product

-Do not touch the lamp when in use
-Keep away from hot steam and corrosive gas

Installation Manual

Date: October 24, 2024 3:47 PM

Multi CCT Wiring Instruction



Instructions

1. This LED luminaire must be connected to a constant voltage of 12V or 24V DC.
WARNING! Incorrect connection may damage the luminaire.
2. Note the prescribed dimensions before assembly.
3. The light from an LED luminaire is strong, avoid looking directly into the light source.
4. Connect the LED luminaire to the converter before the converter is connected to the power source.

Note:

- The lamp must be installed by professional electrician
- Ensure the power supply is switched off before fitting this product

- Do not touch the lamp when in use
- Keep away from hot steam and corrosive gas